


Enlarged Demolition Plan - Main Break Room

SCALE: 1/4" = 1'-0"

MAIN BREAK ROOM DEMOLITION NOTES:

- D1 REMOVE EXISTING FLOORING AND RUBBER BASE.
- D2 REMOVE EXISTING WALL AND BASE CABINETS.
- D3 REMOVE EXISTING ACOUSTICAL CEILING TILE. GRID TO REMAIN IN PLACE.
- D4 REMOVE EXISTING LAMPS FROM ALL LIGHT FIXTURES.




Enlarged Demolition Plan - HR Break Room

SCALE: 1/4" = 1'-0"

HR BREAK ROOM DEMOLITION NOTES:

- D1 REMOVE EXISTING FLOORING AND RUBBER BASE.
- D2 REMOVE EXISTING WALL AND BASE CABINETS.
- D3 REMOVE EXISTING ACOUSTICAL CEILING TILE. GRID TO REMAIN IN PLACE.
- D4 REMOVE EXISTING LAMPS FROM ALL LIGHT FIXTURES.

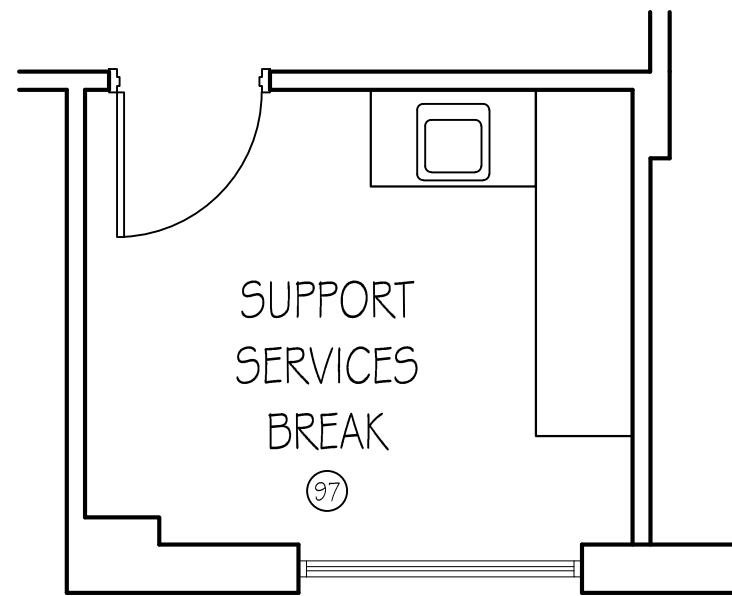


Enlarged Demolition Plan - Front Conference Room

SCALE: 1/4" = 1'-0"

FRONT CONFERENCE ROOM DEMOLITION NOTES:

- D1 REMOVE EXISTING FLOORING. WOOD BASE TO REMAIN.
- D2 REMOVE CHAIR RAIL. PATCH WALL AS REQUIRED.
- D3 REMOVE EXISTING LAMPS FROM ALL LIGHT FIXTURES.
- D4 REMOVE EXISTING WINDOW BLINDS.
- D5 REMOVE EXISTING PROJECTION SCREEN AND WOOD CASE FROM REAR WALL. PATCH WALL AS REQUIRED. (HOLD THESE ITEMS FOR OWNER.)
- D6 REMOVE EXISTING ACOUSTICAL CEILING TILE. GRID TO REMAIN IN PLACE.



Enlarged Demolition Plan - Support Services Break Room

SCALE: 1/4" = 1'-0"

SUPPORT SERVICES BREAK ROOM DEMOLITION NOTES:

- D1 REMOVE EXISTING WALL AND BASE CABINETS.
- D2 REMOVE EXISTING ACOUSTICAL CEILING TILE. GRID TO REMAIN IN PLACE.
- D3 REMOVE EXISTING LAMPS FROM ALL LIGHT FIXTURES.

Architect or Engineer Seal

A New Office Renovation Plan For  
**Lendmark Financial Services**  
(Level 1)  
2118 Tucker Street  
Covington, Ga

|   |                           |
|---|---------------------------|
| 1 | 102/13-2026<br>Punch Plan |
|   |                           |
|   |                           |
|   |                           |
|   |                           |
|   |                           |

|                                     |                  |
|-------------------------------------|------------------|
| Project No.<br>• 00-00              |                  |
| Cad File Name<br>• 00-00_LF_04_A12  |                  |
| Drawing Scale<br>• 1/4" = 1'-0"     |                  |
| Sheet Title<br>• Demolition<br>Plan |                  |
| Drawn<br>• dcm                      | Checked<br>• mbm |

Sunbelt Builders, Inc. ©  
DRAWINGS AND SPECIFICATIONS ARE INSTRUMENTS OF SERVICE AND SHALL REMAIN THE PROPERTY OF THIS CORPORATION WHETHER THE PROJECT FOR WHICH THEY ARE MADE IS EXECUTED OR NOT. THEY ARE NOT TO BE USED ON OTHER PROJECTS OR EXTENSIONS TO THIS PROJECT EXCEPT BY AGREEMENT IN WRITING AND APPROPRIATE COMPENSATION TO THIS CORPORATION.