

GENERAL PLANTING NOTES

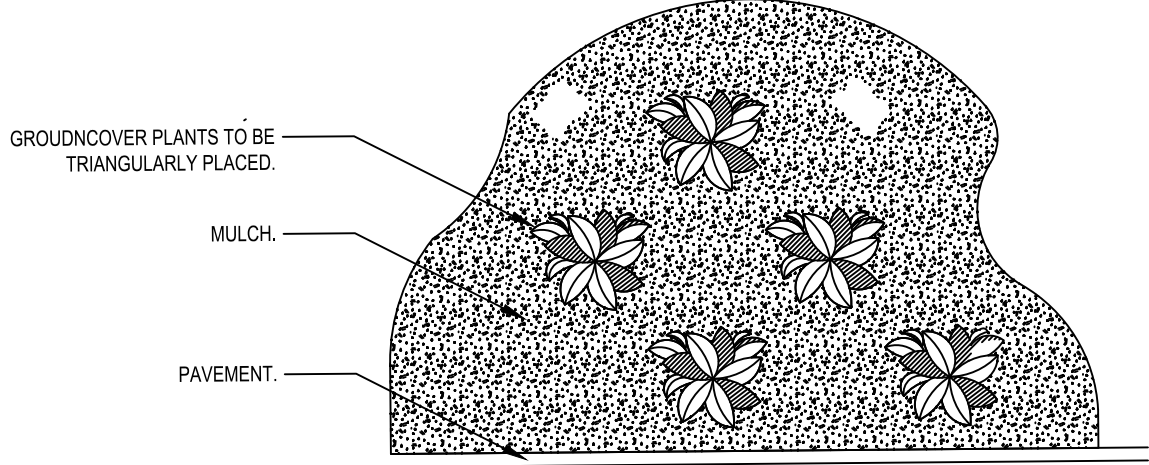
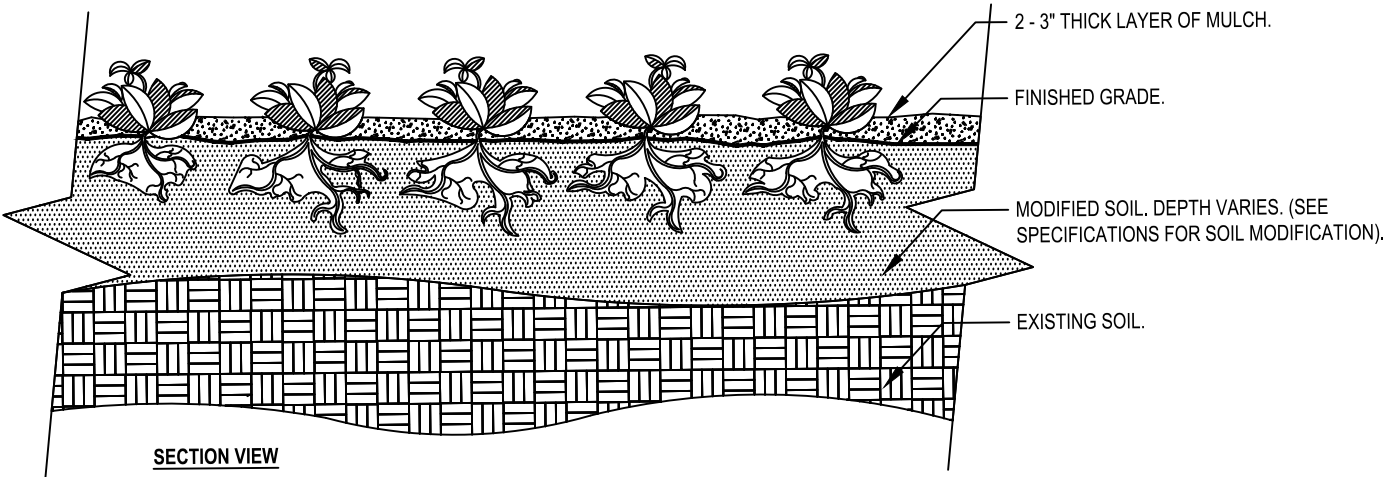
1. SELECTION:
- A. ALL PLANT MATERIALS TO BE (GEORGIA **1) OR BETTER (GEORGIA FANCY) DEFINED AND SPECIFIED ACCORDING TO GRADES AND STANDARDS FOR NURSERY STOCK PUBLISHED BY THE DEPARTMENT OF AGRICULTURE AND CONSUMER SERVICES DIVISION OF PLANT INDUSTRY UTILIZING THE LATEST UPDATED EDITION.
- B. ALL PLANT MATERIAL SHALL MEET THE MINIMAL SIZE REQUIREMENT AS STATED ON THE PLANT LIST.
- C. THE LANDSCAPE ARCHITECT RESERVES THE RIGHT TO INSPECT AND REJECT PLANTS AT ANY TIME AND AT ANY LOCATION. LANDSCAPE ARCHITECT WILL DECIDE FINAL APPROVAL OF ALL PLANT MATERIAL DELIVERED TO THE PROJECT SITE.
- D. THE LANDSCAPE ARCHITECT MAY MAKE SELECTION OF PLANT MATERIAL PROCURED UNDER THIS PROJECT AT THE PLACE OF CULTIVATION BEFORE THE CONTRACTOR PURCHASES AND PREPARES FOR DELIVERY TO PROJECT SITE. THE CONTRACTOR IS TO RETAIN AND SUBMIT CERTIFICATION TAGS VERIFYING TYPE AND PURITY OF LANDSCAPE MATERIAL.
- E. ALL PLANTS SHALL BE OF SELECTED SPECIMEN QUALITY. UNLESS OTHERWISE NOTED, PLANTS SHALL BE EXCEPTIONALLY DENSE WITH A NATURALISTIC BRANCHING CHARACTER AS INSPECTED AND APPROVED BY THE LANDSCAPE ARCHITECT.
- F. LANDSCAPE CONTRACTOR SHALL REFER TO PLANTING PLAN AND PLANT LIST FOR MATERIAL PROCUREMENT. QUANTITY ESTIMATES ON THE PLANTING PLAN AND PLANT LIST ARE FOR REFERENCE ONLY.
- G. CONTRACTOR SHALL FURNISH ALL QUANTITIES NECESSARY TO COMPLETE THE PLANTING AREAS AS SHOWN ON THE DRAWING TO ACCEPTANCE AND SATISFACTION AT THE LANDSCAPE ARCHITECT.
- H. THE CONTRACTOR SHALL REPORT TO THE LANDSCAPE ARCHITECT SHOULD THERE BE CHANGES IN THE PLANTING AREAS ON SITE RESULTING IN SUBSTANTIAL DIFFERENCE IN QUANTITIES AND SPECIES REQUIRED.
- I. WARRANTY: ALL PLANTS SHALL BE WARRANTED TO REMAIN ALIVE AND HEALTHY AND IN VIGOROUSLY THRIVING CONDITION FOR PERIOD OF 1 YEAR FROM DATE OF FINAL ACCEPTANCE.

2. EXECUTION:
- A. THE LANDSCAPE CONTRACTOR SHALL FURNISH ALL MATERIALS AND PERFORM ALL WORK IN ACCORDANCE WITH DRAWINGS, SPECIFICATIONS AND INSTRUCTIONS PROVIDED BY LANDSCAPE ARCHITECT.
- B. CONTRACTOR SHALL PROVIDE ALL EQUIPMENT AS NECESSARY TO EXECUTE AND COMPLETE PROPOSED LANDSCAPE / IRRIGATION INSTALLATION IN A TIMELY MANNER COMPLYING WITH THE SCHEDULED COMPLETION DATE.
- C. WORKMANSHIP AND MATERIALS SHALL BE IN STRICT ACCORDANCE WITH THE INTENTIONS OF THE SPECIFIED DRAWINGS. ALL WORK PERFORMED BY THE CONTRACTOR SHALL BE OF BEST QUALITY AND TO THE SATISFACTION OF THE LANDSCAPE ARCHITECT.
- D. PLANTING PLANS INDICATE DIAGNOSTIC LOCATION ONLY. SITE ADJUSTMENTS OF PLANTING DESIGN AND RELOCATION OF PLANT MATERIAL INSTALLED PRIOR TO LANDSCAPE ARCHITECT APPROVAL SHALL BE DONE WITHOUT PENALTY OR ADDITIONAL COST TO OWNER.
- E. LANDSCAPE CONTRACTOR SHALL STAKE AND/OR MARK ALL TREE AND PLANT LOCATIONS AT SITE AND NOTIFY LANDSCAPE ARCHITECT FOR APPROVAL PRIOR TO PLANT INSTALLATION OF ALL ABOVE GRADE AND UNDERGROUND UTILITIES PERFORM WORK THAT WILL AVOID DAMAGE TO UTILITIES. THE CONTRACTOR SHALL MAKE GOOD ALL DAMAGED UTILITIES AT NO COST TO OWNER.
- F. DRAINAGE: CONTRACTOR SHALL CONDUCT PERCOLATION TEST IN AREAS TO BE PLANTED; NOTIFY LANDSCAPE ARCHITECT OF ANY POOR DRAINAGE PROVIDE SUPPLEMENTAL PIT DRAINAGE AS REQUIRED TO ENSURE HEALTHY PLANT MATERIALS (SEE SPECIFICATIONS FOR DETAILS).
- G. IF DRAINAGE IS NOT SUFFICIENT NOTIFY LANDSCAPE ARCHITECT BEFORE INSTALLING THE PLANTS. OTHERWISE CONTRACTOR SHALL BE TOTALLY RESPONSIBLE FOR THE GUARANTEE AND LIVABILITY OF THE PLANT.

3. GENERAL PLANTING:
- A. THE CONTRACTOR'S FIELD SUPERVISOR SHALL ACCOMPANY LANDSCAPE ARCHITECT ON ALL PLANT TAGGING AND SITE VISITS.
- B. CONTRACTOR SHALL PLACE 2" DEPTH OF AGED MUSHROOM COMPOST IN ALL PLANTING BEDS THAT ARE WELL DRAINED. MUSHROOM COMPOST SHALL THEN BE THOROUGHLY TILLED INTO EXISTING SOIL TO A DEPTH OF 10"-12" PRIOR TO PLANTING.
- C. PLACE PLANTS UPRIGHT AND TURNED SO THAT THE MOST ATTRACTIVE SIDE VIEWED.
- D. PROVIDE 1" THICK MULCH (MEASURED AFTER WATERING IN) AT ALL PLANTS AND PLANTING BEDS. MULCH SHALL BE DOUBLE SHREDDED OR FINE HARDWOOD UNLESS OTHERWISE NOTED ON THE PLANS OR DETAILS.
- E. PROVIDE A CLEAN SHARP EDGING OF LANDSCAPE BEDS ADJACENT TO LAWN AREAS UNLESS OTHERWISE NOTED.
- F. CONTRACTOR SHALL BE RESPONSIBLE FOR "ROLLING" ALL SOD THAT IS INSTALLED (ON THE DAY THE SOD IS INSTALLED). HOWEVER, NO SOD SHALL BE LAID WHERE THE GRADE IS NOT CORRECT.

4. TREE PLANTING:
- A. REMOVE FIRST 8-10" OF WIRE BASKET FROM ROOTBALLS. IF REMOVAL WILL RESULT IN ROOTBALL INJURY, CUT AND REMOVE WIRES ONCE IN HOLE TO ALLOW FOR ROOT EXPANSION.
- B. MULCH SAUCERS TO BE 8" (MIN.) DIAMETER FOR ALL TREES NOT INCLUDED W/ A MULCH BED.
- C. STAKING AND GUYING DETAILS SHOWN ON THIS SHEET ARE FOR REFERENCE ONLY. THE CONTRACTOR IS RESPONSIBLE TO ADAPT STAKING AND GUYING METHOD ACCORDING TO SITE CONDITIONS.
- D. THE CONTRACTOR IS RESPONSIBLE FOR ADJUSTING THE STAKING AND GUYING PERIODICALLY AS NECESSARY OR AS INSTRUCTED BY LANDSCAPE ARCHITECT. THE CONTRACTOR SHALL MAINTAIN PLANT MATERIAL IN AN UPRIGHT POSITION AT ALL TIMES DURING THE CONTRACT PERIOD.
- E. STAKING AND GUYING OF TREES SHALL BE FOR THE PURPOSE OF ESTABLISHMENT ONLY. STAKING AND GUYING DETAILS ARE NOT DESIGNED OR ENGINEERED TO WITHSTAND STRONG WIND OR WINDSTORM CONDITIONS.
- F. IF CONTRACTOR SEES ANY SITUATION ON THE SITE WHERE A TREE IS TO BE STAKED WITH ARBORTIES, BUT IT APPEARS TO PRESENT A SAFETY HAZARD TO RESIDENCE OF THE PROPERTY, THEIR CHILDREN OR THEIR GUEST, THE TREE SHALL NOT BE STAKED AND LANDSCAPE ARCHITECT SHALL BE NOTIFIED.
- G. SPECIMEN TRANSPLANTED TREE PROTECTION IS THE OWNER'S RESPONSIBILITY.
- H. PROPER DRAINAGE FROM ROOTBALL IS THE RESPONSIBILITY OF THE CONTRACTOR.
- I. USE ARBORGUARD WEBBING TO SECURE PLANT. SPACE STAKES EQUALLY AT 120° ANGLES AROUND TREE.
- J. NYLON WEBBING SHOULD BE SECURED IN SUCH A WAY AS TO ALLOW SOME MOVEMENT OF TREE.
- K. PLANT TREE 2" ABOVE FINISHED GRADE IF MIXING SOIL TYPES, OTHERWISE PLANT AT FINISHED GRADE.

5. PRUNING AND MAINTENANCE:
- A. PRUNING SHALL BE LIMITED TO THE MINIMUM NECESSARY TO REMOVE DEAD OR INJURED TWIGS AND BRANCHES AND TO COMPENSATE FOR THE LOSS OF ROOTS AS A RESULT OF TRANSPLANTING OPERATION AND TO MAINTAIN SAFETY IN VEHICULAR AREAS.
- B. PRUNING SHALL BE DONE IN SUCH A MANNER AS TO NOT CHANGE THE NATURAL HABIT OR SHAPE OF THE PLANT. ALL CUTS SHALL BE MADE FLUSH, LEAVING NO STUBS ACCORDING TO A.N.A. STANDARDS.
- C. THE LANDSCAPE ARCHITECT SHALL BE THE SOLE PARTY TO APPROVE ALL APPROPRIATE PRUNING.
- D. MAINTENANCE WORK AS DESCRIBED IN THE SPECIFICATIONS SHALL BE PERFORMED TO THE SATISFACTION OF THE LANDSCAPE ARCHITECT AND UNTIL DATE OF THE FINAL ACCEPTANCE BY OWNER AND LANDSCAPE ARCHITECT.

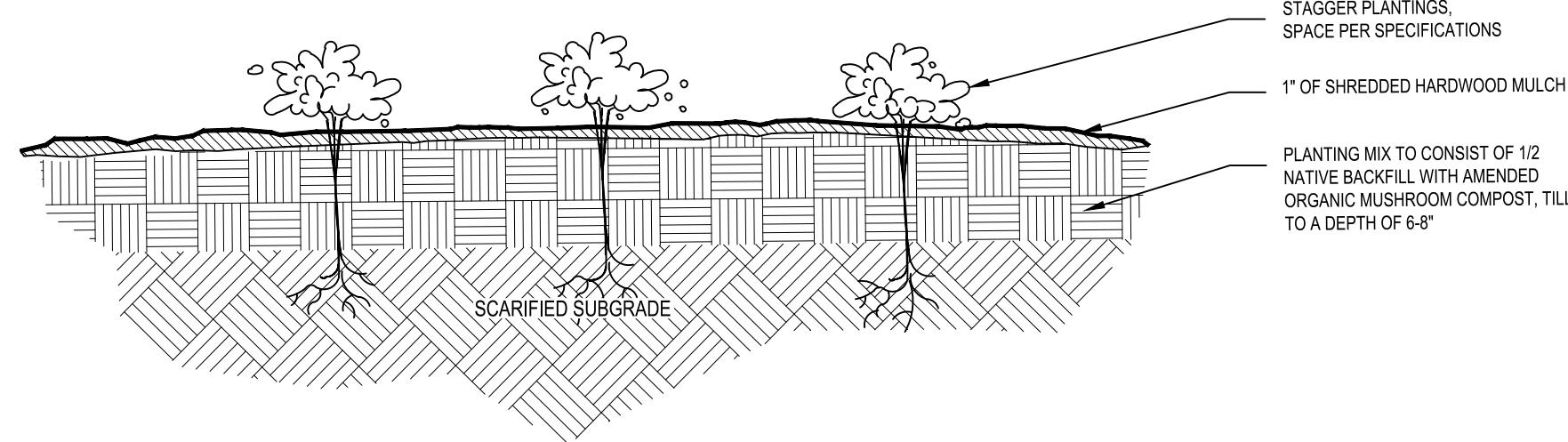


PLAN

- Notes:
- 1- SEE PLANTING LEGEND FOR GROUND COVER SPECIES, SIZE AND SPACING DIMENSION.
- 2- SMALL ROOTS (2" OR LESS) THAT GROW AROUND, UP, OR DOWN THE ROOT BALL PERIPHERY ARE CONSIDERED A NORMAL CONDITION IN CONTAINER PRODUCTION AND ARE ACCEPTABLE HOWEVER THEY SHOULD BE ELIMINATED AT THE TIME OF PLANTING. ROOTS ON THE PERIPHERY CAN BE REMOVED AT THE TIME OF PLANTING. (SEE ROOT BALL SHAVING CONTAINER DETAIL).
- 3- SETTLE SOIL AROUND ROOT BALL OF EACH GROUND COVER PRIOR TO MULCHING.

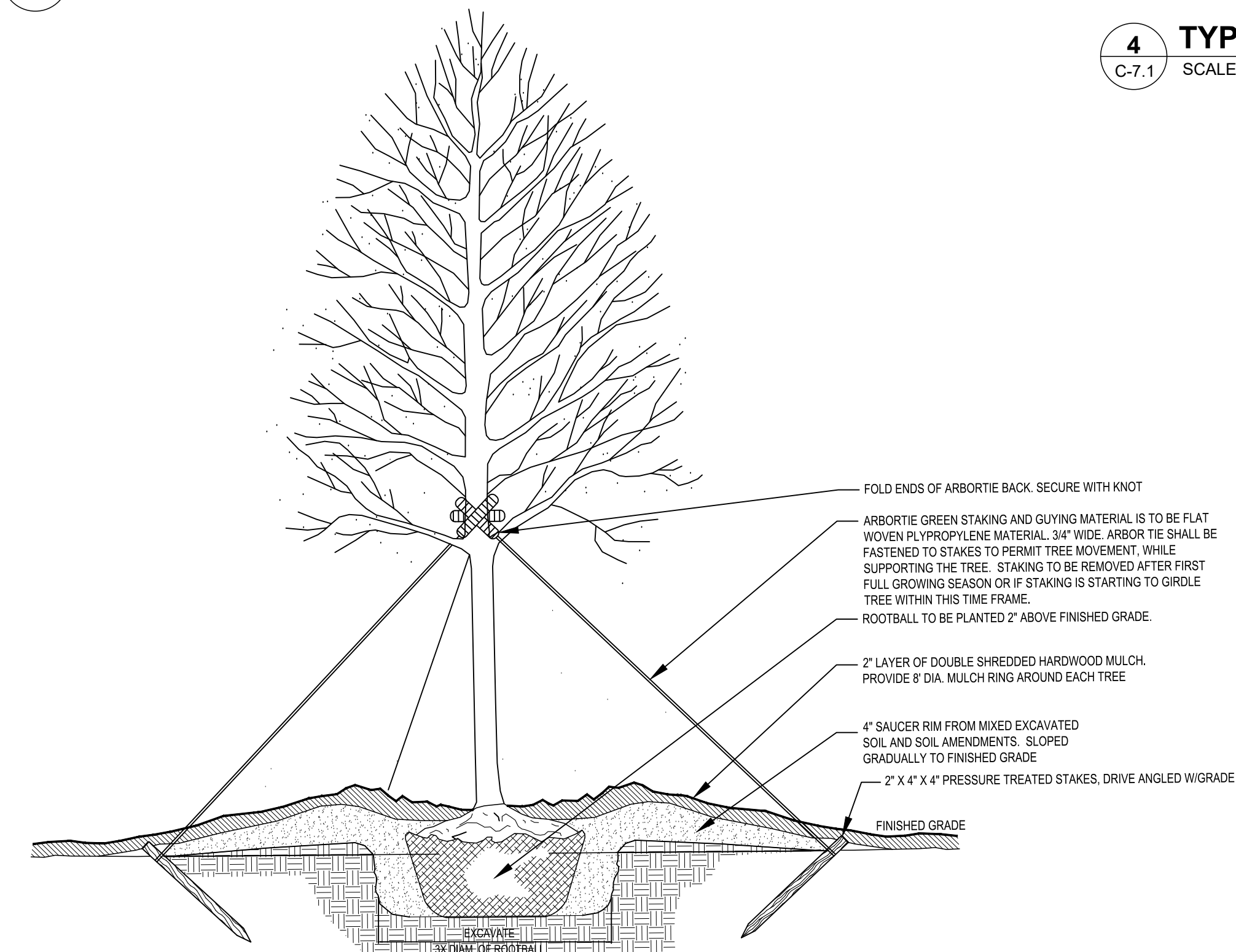
1 GROUND COVER

C-7.1 SCALE: NTS



3 TYPICAL PLANTING DETAIL - CONTAINER OR PLUG

C-7.1 SCALE: NTS

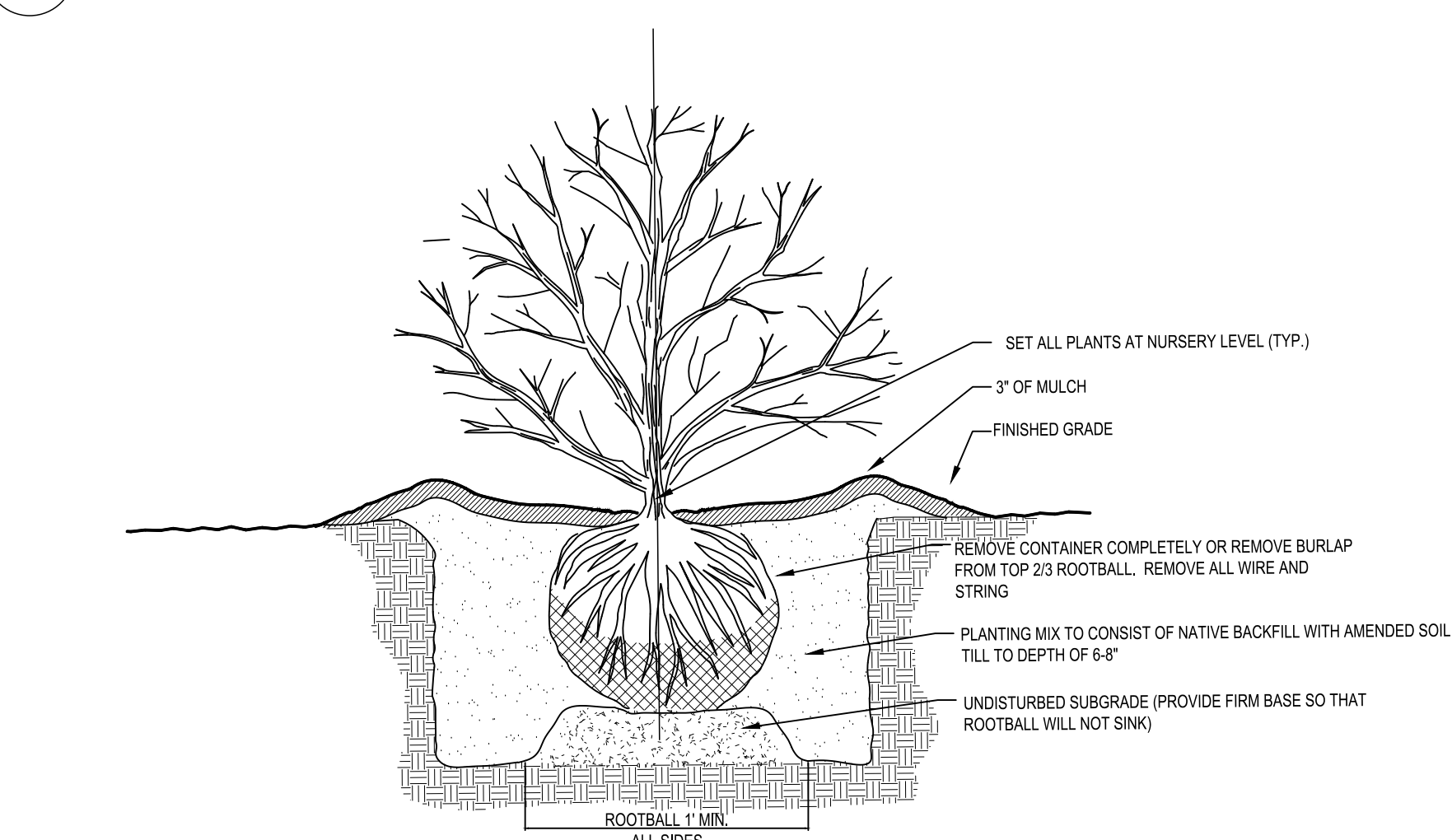


5 TYPICAL TREE PLANTING DETAIL - BALL AND BURLAP

C-7.1 SCALE: NTS

2 CROWN OBSERVATIONS - HIGH BRANCHED

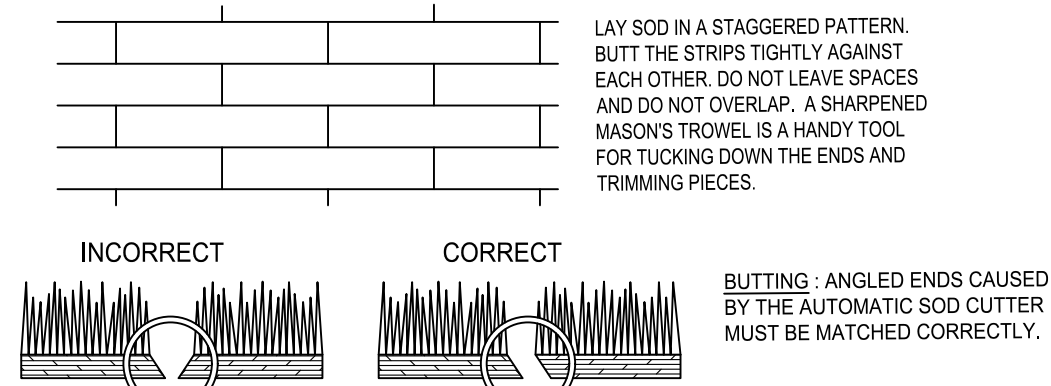
C-7.1 SCALE: NTS



4 TYPICAL SHRUB PLANTING DETAIL - BALL AND BURLAP

C-7.1 SCALE: NTS

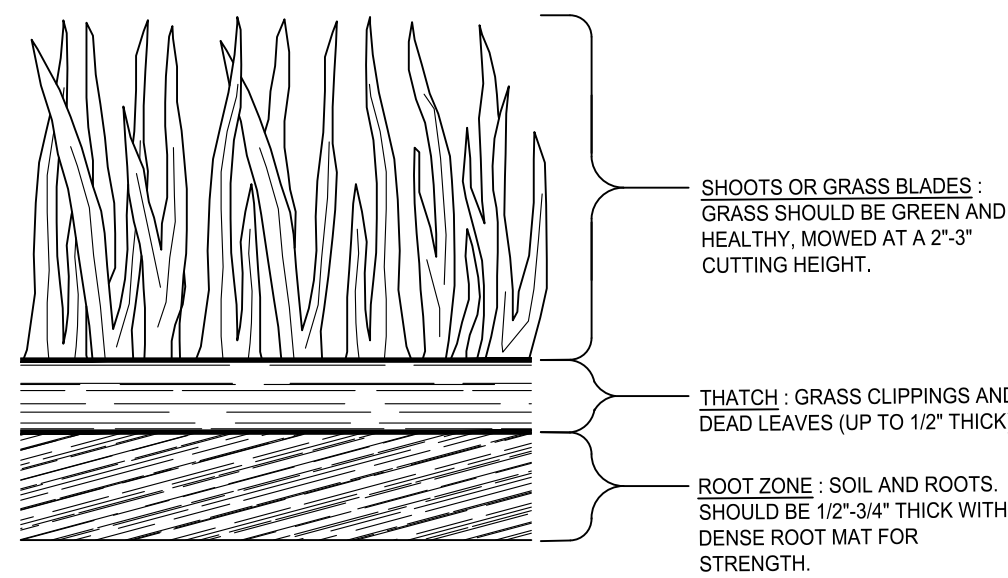
SOD LAYOUT AND PREPARATION



DIRECTIONS FOR INITIAL MAINTENANCE

- Step 1. ROLL SOD IMMEDIATELY TO ACHIEVE FIRM CONTACT WITH THE SOIL.
- Step 2. WATER TO A DEPTH OF 4" AS NEEDED. WATER WELL AS SOON AS THE SOD IS LAID.
- Step 3. MOW WHEN THE SOD IS ESTABLISHED - IN 2-3 WEEKS. SET THE MOWER HIGH (2"-3").

APPEARANCE OF GOOD SOD



5 SOD MAINTENANCE AND INSTALLATION

C-7.1 SCALE: NTS

VICTOR SITE SET
02-04-2026

DRAWING DATE:	01.22.25
DRAWN BY:	MCS
CHECKED BY:	JPB
DATE:	DESCRIPTION:
04-14-25	ADDRESS COMMENTS
01-20-26	PERMIT REVISION